

Sales Analysis

Analysis

Dashboard

Sales by Brand

BrandName	Total Sales
PureGlow	218,112
Lumina	214,055
UrbanWear	186,292
HomeCraft	181,843
NovaTech	164,292
Grand Total	974,693

Sales by Category

Category	Total Sales
Fashion	225,302
Electronics	202,071
Beauty	187,779
Home	184,998
Sports	178,543
Grand Total	974,693

Sales by Branch

BranchName	Total Sales
Giza	205,153
Mansoura	200,794
Cairo	199,603
Alexandria	186,560
Sharkia	182,583
Grand Total	974,693

Sales by Payment

PaymentMethod	Total Sales
Credit Card	224,208
Apple Pay	223,038
InstaPay	248,973
Cash	268,474
Grand Total	974,693

Monthly Sales

Month	Total Sales
January	97,353
February	81,658
March	76,697
April	78,257
May	79,055
June	78,716
July	81,132
August	84,159
September	76,539
October	82,621
November	74,303
December	79,013
Grand Total	974,693

Sales Distribution by Branch and Category

BranchName	Category				Grand Total
	Beauty	Electronics	Fashion	Home	
Giza	38,646	35,293	45,905	47,306	207,150
Mansoura	45,092	48,163	41,613	36,025	200,794
Cairo	34,861	41,605	50,093	30,042	199,603
Alexandria	34,151	34,342	46,159	36,010	186,560
Sharkia	35,030	42,669	37,504	35,715	182,583
Grand Total	187,779	202,071	221,302	184,998	974,693

Business Insights:

- Top Brand: PureGlow
- Top Branch: Giza
- Top Category: Fashion
- Top Manager: Ahmed Khaled
- Best Payment Method: Cash

No. of Products	Total Quantity Sold
600	10,739
Total Sales	No. of Customers
974,693	638

Top 5 Manager Sales Performance

Manager	Total Sales
Ahmed Khaled	205,153
Ali Hassan	199,603
Basim Yasser	186,560
Mohamed Mahmoud	200,794
Youssef Hany	182,583
Grand Total	974,693

Sales Analysis

No. of Customers
638

Total Sales
974,693

No. of Products
605

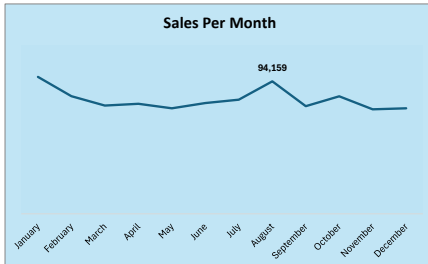
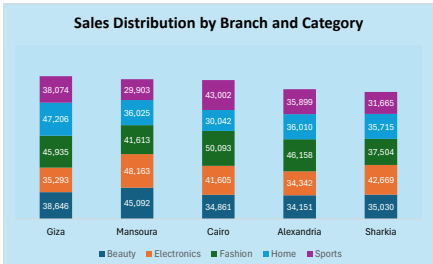
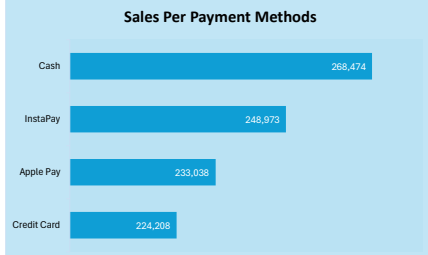
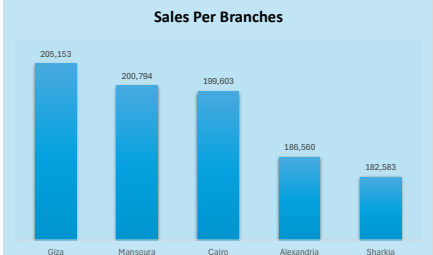
Quantity Sold
10,730

Filters

2023 | 2024

Alexandria
Cairo
Giza
Mansoura
Sharkia

Beauty
Electronics
Fashion
Home
Sports



Analysis

Dashboard